



Welcome to Patapsco Middle

NEW STUDENT AND
FAMILY ORIENTATION

2020-2021

TODAY'S VIRTUAL MEETING NORMS

- *Stay focused, be attentive, and interact without being distracting.*
- *Mute your microphone until time to share.*
- *Identify yourself when speaking.*
- *Utilize the chat box for questions and thoughts.*



Turn on captions



Present now



Birth

Pre
School

Elementary
School

Middle
School

High
School

Post High
School

WHOLE-CHILD

**GROWING, LEARNING
AND DISCOVERING**

Patapsco is a safe and nurturing environment that focuses on student potential and academic success while emphasizing the importance of the social-emotional well-being

1 or 2 days a week doesn't seem like much, but...

If your child misses...	That equals...	Which is...	And over 13 years of schooling that's
1 day every two weeks	18 days per year	Nearly 4 weeks per year	Nearly 1 year
1 day per week	36 days per year	Over 7 weeks per year	Over 2 years
2 days per week	72 days per year	16 weeks per year	Nearly 6 weeks
3 days per week	108 days per year	Nearly 22 weeks per year	Nearly 8 years

How about 10 minutes late a day? Surely that won't affect my child?

He/ She is only missing just...	That equals...	Which is...	And over 13 years of schooling...
10 minutes per day	50 minutes per week	Nearly 5 days per year	Nearly 1/3 year
20 minutes per day	1 hr. and 40 min. per week	Nearly 9 days per year	Nearly 2/3 year
30 minutes per day	Nearly a half day per week	18 days per year	Nearly 1 ½ years
1 hour per day	Nearly an entire day	Nearly 36 days per year	Over 2 ½ years

WE ARE #OnePatapsco




Everyone is
Valued
and
Important

Staying Connected

- PMS.HCPSS.ORG
- HCPSS Connect- App
- School Messenger
- Canvas Announcements

- Facebook.com/PMS.HCPSS.ORG
- Instagram- PATAPSCOMS
- Twitter- @HCPSS_PMS



**Patapsco
Middle School PTA
2020-2021 Welcome**

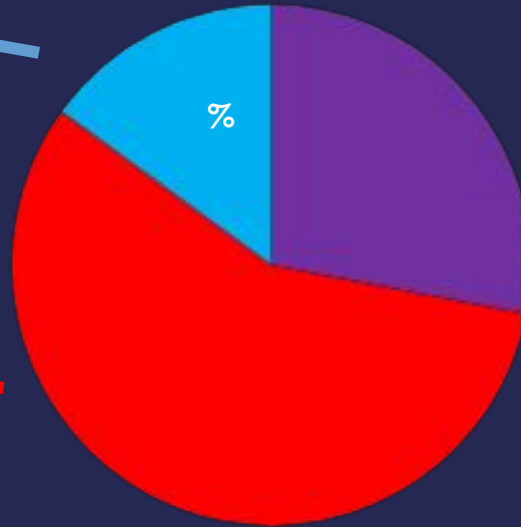


How does the PTA money get spent at Patapsco?

PTA Fund Allocation*

National PTA & MD PTA membership dues and organization insurance

Fun Knights/Dances
Cultural Arts/Assemblies
Student Recognition
School Store
8th Grade Activities
Clubs/Enrichment



Teacher Hospitality - meals, snacks, & treats throughout the year
Teacher Grants - support curriculum enhancement

**Based on 2019-2020 actuals*

How can
I help?



<https://patapscomiddle.new.memberhub.store/store>

What else can I do?

- ☐ Volunteer your time and energy
 - Join committees
 - Come to meetings/vote
- ☐ Provide new ideas to PTA

First General Membership Meeting

ALL ARE WELCOME

Wednesday, Sept 16th 5:30pm

Patapsco MS Parking Lot

***Social Distancing Guidelines will be followed—
Bring your Mask and a Chair!***



Stay Connected



Patapscopta@gmail.co



<https://www.facebook.com/patapscopta>



@PatapscoPTA


School Counselors

Kendra Lee (A-L)

To set up a meeting
with your counselor:

kendra_lee@hcpss.org

- Support the health, safety, social and emotional well-being of our students so they may successfully access their education.
- 1:1, small group, classroom lessons, grade level and school-wide initiatives.



*Morgan
Kempthorn (M-Z)*

To set up a meeting with
your counselor:

[morgan_kempthorn@
hcpss.org](mailto:morgan_kempthorn@hcpss.org)

Synchronous & Asynchronous Explained



Asynchronous

Students learning at their own pace through videos, projects, etc.



Students can learn and review at their own pace



Flexibility for students learning in different time zones



Teachers can include a range of student paced learning tools and give feedback accordingly



Less chance for technical difficulties infringing on lessons

Synchronous

Online classes learning together through video conferencing



Allows students to feel connected to one another during a class



Teachers can provide feedback and clarification on the spot



Students follow along with the teacher and ask questions in real time



Similar to the actual school schedule so students have a routine



Cheat Sheet:

Synchronous =
Someone else

Asynchronous =
Alone

A Day in the Life of Patapsco Middle School



Remember:

Synchronous = Someone else

Asynchronous = Alone

Monday	Tuesday	Wednesday	Thursday	Friday
Period 1 Additional Synchronous Support 8:30 - 8:50	Period 2 Additional Synchronous Support 8:30 - 8:50	Asynchronous Work Time/ Student Supports 8:30-3:15	Period 1 Additional Synchronous Support 8:30 - 8:50	Period 2 Additional Synchronous Support 8:30 - 8:50
Period 1 - Synchronous Class 9:00 - 9:45	Period 1 - Synchronous Class 9:00 - 9:45		Period 1 - Synchronous Class 9:00 - 9:45	Period 1 - Synchronous Class 9:00 - 9:45
Period 2 - Synchronous Class 10:00 - 10:45	Period 2 - Synchronous Class 10:00 - 10:45		Period 2 - Synchronous Class 10:00 - 10:45	Period 2 - Synchronous Class 10:00 - 10:45
Synchronous Flex Time/SEL 10:50 - 11:20	Lunch/ Asynchronous Work Time/Student Supports 10:45-1:10		Lunch/ Asynchronous Work Time/Student Supports 10:45-1:10	Lunch/ Asynchronous Work Time/Student Supports 10:45-1:10
Lunch/ Asynchronous Work Time/Student Supports 11:20-1:10				
Period 3 - Synchronous Class 1:10 - 1:55	Period 3 - Synchronous Class 1:10 - 1:55		Period 3 - Synchronous Class 1:10 - 1:55	Period 3 - Synchronous Class 1:10 - 1:55
Period 4 - Synchronous Class 2:10 - 2:55	Period 4 - Synchronous Class 2:10 - 2:55		Period 4 - Synchronous Class 2:10 - 2:55	Period 4 - Synchronous Class 2:10 - 2:55
Period 3 Additional Synchronous Support 2:55 - 3:15	Period 4 Additional Synchronous Support 2:55 - 3:15			Period 3 Additional Synchronous Support 2:55 - 3:15

How to read your schedule

Semester One (September 8 until January 28)

Related Arts (switch every quarter) **November 6

Semester Two (February 1 until June 15...depending on inclement weather)

Related Arts (switch every quarter) **April 14

Grade 6	Grade 7	Grade 8
Period 1 - Academic Class	Period 1 - Related Arts*	Period 1 - Academic Class
Period 2 - Academic Class	Period 2 - Academic Class	Period 2 - Related Arts*
Period 3 - Academic Class	Period 3 - Academic Class	Period 3 - Academic Class
Period 4 - Related Arts*	Period 4 - Academic Class	Period 4 - Academic Class

* Changes every quarter

How to find your Google Meet Codes

The screenshot shows a Google Calendar interface with a sidebar on the left containing navigation icons for Account, Admin, Dashboard, Courses, Groups, Calendar, Inbox, Search, and Commons. The main calendar view shows a weekly grid from Sunday to Saturday. A meeting titled "Math 7 - Pd. 1 (6MATH7-01-B)" is scheduled for September 8th from 9:45am to 9:45am. A pop-up window is open over this meeting, displaying the following information:

Math 7 - Pd. 1 (6MATH7-01-B)
x

Sep 8, 9am - 9:45am

Calendar Mathematics 7-MA-201-1-Meikrantz-S1-PMS
6MATH7-01-B

Details

1. Log into HCPSS.me
2. Go to GSuite
3. Go to the Google Meet Button
4. Enter the nickname/code name *PMS-jmeikrantz-pd1*
5. Link: <http://g.co/meet/PMS-jmeikrantz-pd1>

Attendees • Ms. Meikrantz

Buttons for "Delete" and "Edit" are visible at the bottom of the pop-up window.

What makes a Noble Knight



1. Resilient
2. Responsible
3. Respectful



Patapsco Virtual Learning Behaviors



	Student Learning Matrix		
	Virtual Classroom	Independent Technology Time	Asynchronous Time (outside of virtual classroom)
Respectful	<ul style="list-style-type: none">Stay muted until it is your turn to talk.Take turns speaking (use chat or raise hand option).Give others time to talk.Find a space where you will not be disturbed or disturb others.	<ul style="list-style-type: none">Keep volume low (and/or use headphones).Schedule time to share devices with others if necessary.Find a space where you will not be disturbed or disturb others.	<ul style="list-style-type: none">Select a space that allows for minimal distraction to others.
Responsible	<ul style="list-style-type: none">Keep eyes and ears on the teacher/task/activity.Stay on learning page. Keep all other pages closed.Participate.Protect your password.Contact your teacher if you are having a problem logging in.Be a good friend - help others to sign in if you notice they are having trouble	<ul style="list-style-type: none">Take breaks.Keep eyes and ears on the task/activity.Protect your password.Access only approved/parent allowed websites.	<ul style="list-style-type: none">Complete tasks.Ask for help when needed.Follow your schedule and work on each class.
Resilient	<ul style="list-style-type: none">Log in 5 minutes early. If the code is not working, try to log in again a few minutes later.	<ul style="list-style-type: none">Plan for screen time.If you are having trouble focusing, take a mental break and try again, or choose a different activity.	<ul style="list-style-type: none">If you run into technology issues, get help from an adult.If the computer erases part of your homework and it is due the same day, let your teacher know and try to complete it again.

Additional Synchronous Support Sessions

- Twice a week per class period
- Extra help
- Ask questions
- Smaller groups
- Same Google Meet ID/link as the regular class



FIRST DAY OF SCHOOL - TUESDAY, SEPT. 8

*In between classes it is important to do wellness breaks and step away from your device

1. Period 2 Synchronous support: 8:30-8:50 am
2. Period 1 Class: 9:00-9:45 am
3. Period 2 Class: 10:00-10:45 am
4. Lunch and asynchronous time 10:45 am-1:10 pm
5. Period 3 Class: 1:10-1:55 pm
6. Period 4 Class: 2:10-2:55 pm
7. Period 4 Synchronous support: 2:55-3:15 pm

Patapsco Middle School - 6th Grade - First Day Schedule

Time	Period	Class <small>Enter your class in each blank to match your schedule.</small>	Google Meet Code <small>Directions for how to get to your meetings is below</small>
8:30 am - 8:50 am	Period 2 Support	My class: _____	Meet Code: _____
9:00 am - 9:45 am	Period 1	My class: _____	Meet Code: _____
10:00 am - 10:45 am	Period 2	My class: _____	Meet Code: _____
10:45 am - 1:10 pm	Lunch/Asynchronous Work Time/Student Supports		
1:10 pm - 1:55 pm	Period 3	My class: _____	Meet Code: _____
2:10 pm - 2:55 pm	Period 4	My class: _____	Meet Code: _____
2:55 pm - 3:15 pm	Period 4 Support	My class: _____	Meet Code: _____

GT Seminars

- x Learning and engagement in a particular area of interest.
- x Students will meet weekly with the GT Resource teacher to learn various skills, engage in problem-solving, and collaborate with others who share the same interests.
- x More information will become available through the Patapsco Community page, and the GT website. Sign-Ups begin mid September, seminars begin in October.



G/T Seminars include:

- TV Production
- Photography
- Debate
- Writers Workshop
- Book Club
- African American History
- National History Day (NHD)
- And more...

<https://giftedandtalentedpms.weebly.com/instructional-seminars.html>

LUNCH/RECESS

- Meals will be provided at no cost to all students through Dec. 31, 2020
- Grab-and-Go meals served Monday through Friday from 8-9 a.m. and 10:45 a.m.-12:45 p.m.,
- Breakfast and lunch can be picked up at either meal time.
- Pickup Locations:
 - Patapsco Middle School, HSES, SJLES, WES
- Give yourself a recess/movement break
 - Step away from your computer
 - Go for a walk



MEDIA CENTER



The banner features a blue header with a knight logo and the text 'WELCOME KNIGHTS'. Below is a central image of a knight on horseback with the text 'Patapsco Middle School Student Resources'. The bottom section contains a grid of service links: Technology Support, Canvas Support, GT, KNN News, and Student Services. A 'Library Media Center coming s' link is partially visible.

 WELCOME KNIGHTS

 Patapsco Middle School
Student Resources

 [Technology Support](#)  [Canvas Support](#)

[GT](#)

 [KNN News](#)  [Library Media Center coming s](#)

 [Student Services](#)

- *Information will be shared by the end of the month about how to check-out books during Virtual Learning - hurray!*
- *[Patapsco Middle School Student Resources Canvas Page](#)*



WELCOME TO 6TH GRADE
ORIENTATION



Welcome to Your Homeroom/SEL Group!

- Once a week
 - Every Monday
 - 10:50-11:20 am
- S.E.L. = Social Emotional Learning
 - Topics may include:
 - Managing emotions
 - Setting goals
 - Showing empathy
 - Making decisions
 - Developing relationships



Canvas Orientation - Part 1



Secondary Canvas Student Orientation

Part 1
2020-2021



Canvas Orientation - Part 2

Secondary Canvas Student Orientation

Part 2
2020-2021



DOWNLOADABLE SCHEDULE

We will provide the downloadable schedule again in the chat. You can use this to record your class google Meet IDs

Example: PMS-MBABE-PD2

School Initials

Teacher's First Initial
and Last Name

PD + number
of class period

Patapsco Student Daily Schedule: 1st Semester

Color Key: Synchronous Class Time (Yellow), Synchronous Support Time (Purple), Asynchronous Time (Cyan)

Monday	Tuesday	Wednesday	Thursday	Friday
Period 1 Support 8:30 am - 8:50 am My class: _____ Meet Code: _____	Period 2 Support 8:30 am - 8:50 am My class: _____ Meet Code: _____	Asynchronous Work Time / Student Supports	Period 1 Support 8:30 am - 8:50 am My class: _____ Meet Code: _____	Period 2 Support 8:30 am - 8:50 am My class: _____ Meet Code: _____
Period 1 9:00 am - 9:45 am My class: _____ Meet Code: _____	Period 1 9:00 am - 9:45 am My class: _____ Meet Code: _____		Period 1 9:00 am - 9:45 am My class: _____ Meet Code: _____	Period 1 9:00 am - 9:45 am My class: _____ Meet Code: _____
Period 2 10:00 am - 10:45 am My class: _____ Meet Code: _____	Period 2 10:00 am - 10:45 am My class: _____ Meet Code: _____		Period 2 10:00 am - 10:45 am My class: _____ Meet Code: _____	Period 2 10:00 am - 10:45 am My class: _____ Meet Code: _____

FIRST DAY OF SCHOOL

In between classes it is important to do wellness breaks and step away from your device

1. Period 2 Synchronous Support: 8:30-8:50 am
2. Period 1 Class: 9:00-9:45 am
3. Period 2 Class: 10:00-10:45 am
4. Lunch and Asynchronous time 10:45 am-1:10 pm
5. Period 3 Class: 1:10-1:55 pm
6. Period 4 Class: 2:10-2:55 pm
7. Period 4 Synchronous Support: 2:55-3:15 pm

Patapsco Middle School - 6th Grade - First Day Schedule

Time	Period	Class <small>Enter your class in each blank to match your schedule.</small>	Google Meet Code <small>Directions for how to get to your meetings is below</small>
8:30 am - 8:50 am	Period 2 Support	My class: _____	Meet Code: _____
9:00 am - 9:45 am	Period 1	My class: _____	Meet Code: _____
10:00 am - 10:45 am	Period 2	My class: _____	Meet Code: _____
10:45 am - 1:10 pm	Lunch/Asynchronous Work Time/Student Supports		
1:10 pm - 1:55 pm	Period 3	My class: _____	Meet Code: _____
2:10 pm - 2:55 pm	Period 4	My class: _____	Meet Code: _____
2:55 pm - 3:15 pm	Period 4 Support	My class: _____	Meet Code: _____

QUESTIONS?